



February 25 - 27, 2011 Phillip Island, Australia

SUPPORT CLASS RESULTS

LINFOX AUSTRALIAN SUPERSTOCK 600 C & D CHALLENGE



Qualifying 1

Date: 25/02/11
Event: Q03
Weather: Partly cloudy - Temp: 19.8C
Track: Dry - Temp: 46.8C

Started at: 13:10:14
Laps: 20 Min
Starters: 41
Printed at: 15:40

AMENDED FASTEST LAPS

Pos	No	Gr	Name	Machine	Fastest Lap	On Lap	Behind Prev	Behind Leader
1	3	C	Michael JONES (QLD) / Reece Bancell Scholarship	Yamaha YZF-R6	1:38.592	4 of 5		
2	26	C	Sean CONDON (NSW) / Swann Insurance / Bike Biz Racing	Yamaha YZF-R6	1:40.854	5 of 5	2.262	2.262
3	51	D	Zach THACKERAY (NSW)	Kawasaki ZX6R	1:40.856	6 of 8	.002	2.264
4	16	C	Josh HOOK (NSW)	Honda CBRR	1:40.929	5 of 6	.073	2.337
5	25	D	Daniel FALZON (SA)	Yamaha YZF-R6	1:41.009	7 of 7	.080	2.417
6	56	C	Mark WILKINSON (VIC)	Kawasaki ZX6	1:41.191	4 of 10	.182	2.599
7	93	C	Adrian DI GIANDOMENICO (VIC)	Yamaha YZF-R6	1:41.565	7 of 8	.374	2.973
8	64	C	Timothy McGREGOR (NSW)	Kawasaki ZX6R	1:41.669	3 of 5	.104	3.077
9	11	C	Andrew KINGS (NSW)	Yamaha YZF-R6	1:42.068	7 of 8	.399	3.476
10	32	D	James BECK (NSW) / Evermil Pty Ltd	Yamaha YZF-R6	1:43.016	3 of 7	.948	4.424
11	34	C	James MUTTON (QLD) / Brisbane Motorcycles	Suzuki GSX-R	1:44.349	9 of 11	1.333	5.757
12	94	D	Liam WILKINSON (SA)	Kawasaki ZX6R	1:44.555	5 of 5	.206	5.963
13	13	C	Richard ELLIS (VIC)	Yamaha YZF-R6	1:44.638	8 of 9	.083	6.046
14	71	C	Lincoln GILDING (QLD)	Suzuki GSX-R	1:44.671	11 of 12	.033	6.079
15	69	D	Michael LOCKART (NSW) / EPL International	Kawasaki ZX6R	1:44.874	4 of 7	.203	6.282
16	58	C	Luke BURGESS (QLD)	Kawasaki ZX6R	1:45.489	8 of 8	.615	6.897
17	83	D	Kyle BUCKLEY (QLD)	Yamaha YZF-R6	1:45.582	10 of 11	.093	6.990
18	66	D	Adam RAFFE (VIC) / California Superbike School	Suzuki GSX-R	1:45.787	4 of 7	.205	7.195
19	20	C	Mat BERRY (NSW)	Suzuki GSX-R	1:46.307	5 of 7	.520	7.715
20	55	D	Brett CHAMBERS (VIC)	Triumph 2006	1:46.448	8 of 11	.141	7.856
21	98	C	Mark McHENRY (VIC)	Triumph Daytona	1:46.619	7 of 9	.171	8.027
22	67	D	Brenton HYDE (NSW)	Yamaha YZF-R6	1:47.050	9 of 11	.431	8.458
23	12	C	Adam WHITTAKER (QLD)	Honda CBR-RR	1:47.529	9 of 9	.479	8.937
24	74	C	Philip CZAJ (VIC)	Yamaha YZF-R6	1:47.689	9 of 9	.160	9.097
25	76	C	Scott GAPPS (NSW)	Suzuki GSX-R	1:47.709	6 of 8	.020	9.117
26	46	D	Phillip FOSTER (QLD)	Yamaha YZF-R6	1:48.283	6 of 6	.574	9.691
27	21	C	James PATRICK (VIC)	Yamaha YZF-R6	1:48.723	6 of 9	.440	10.131
28	24	D	Sophie LOVETT (NSW)	Yamaha YZF-R6	1:48.746	8 of 9	.023	10.154
29	48	D	Craig DOYE (VIC)	Honda CBR-RR	1:49.107	10 of 10	.361	10.515
30	17	D	Samuel LAMBERT (NT)	Suzuki GSX-R	1:49.215	8 of 10	.108	10.623
31	80	C	Mark CLARKEN (QLD)	Yamaha YZF-R6	1:49.360	9 of 9	.145	10.768
32	27	D	Bradley RAYNER (NSW)	Yamaha YZF-R6	1:50.167	6 of 7	.807	11.575
33	19	C	Will CLARKE (VIC)	Yamaha YZF-R6	1:50.389	10 of 11	.222	11.797
34	9	D	Liam COLEBY (VIC)	Yamaha YZF-R6	1:50.440	7 of 7	.051	11.848
35	96	D	David DRANE (NSW)	Kawasaki ZX6R	1:50.869	9 of 9	.429	12.277
36	87	D	Anthony BENTALL (QLD)	Suzuki GSX-R	1:52.621	6 of 7	1.752	14.029

Scott Laing
Chief Time Keeper - Scott Laing

Peter Smith
Clerk of Course - Peter Smith


Computime Race Timing Systems Pty Ltd © 1996-2008
Licensed to Computime Race Timing Systems


www.computime.com.au

COMPUTIME RACE TIMING SYSTEMS PTY LTD

9 Timber Lane, Glen Waverley, Vic 3150. Ph : 0418 17 13 17

E-mail : scott@computime.com.au





February 25 - 27, 2011 Phillip Island, Australia

SUPPORT CLASS RESULTS

LINFOX AUSTRALIAN SUPERSTOCK 600 C & D CHALLENGE



Qualifying 1

Date: 25/02/11
Event: Q03
Weather: Partly cloudy - Temp: 19.8C
Track: Dry - Temp: 46.8C

Started at: 13:10:14
Laps: 20 Min
Starters: 41
Printed at: 15:40

AMENDED FASTEST LAPS


Pos	No	Gr	Name	Machine	Fastest Lap	On Lap	Behind Prev	Behind Leader
37	81	D	Tom PAYNE (NSW)	Honda CBR-RR	1:53.573	9 of 9	.952	14.981
38	88	D	David HOLMES (NSW)	Honda CBR-RR	1:54.112	6 of 10	.539	15.520


New qualifying lap record for STK class - Previous: 1:38.901 by Michael JONES (QLD) on a Yamaha YZF-R6 set on 24/02/11

*** Nos. 36 (Lisa IRWIN), 91 (Greg WATSON), & 75 (Colin LEWIS) excluded from session results for use of unmarked tyres ***

*** Indicative qualifying time - 1:53.381 (Maximum grid of 40) ***

The results are provisional until the end of the time limit for protests and appeals.


Chief Time Keeper - Scott Laing


Clerk of Course - Peter Smith



Computime Race Timing Systems Pty Ltd © 1996-2008
Licensed to Computime Race Timing Systems

www.computime.com.au

COMPUTIME RACE TIMING SYSTEMS PTY LTD

9 Timber Lane, Glen Waverley, Vic 3150. Ph : 0418 17 13 17

E-mail : scott@computime.com.au





February 25 - 27, 2011 Phillip Island, Australia

SUPPORT CLASS RESULTS

LINFOX AUSTRALIAN SUPERSTOCK 600 C & D CHALLENGE



Qualifying 1

Date: 25/02/11
Event: Q03
Weather: Partly cloudy - Temp: 19.8C
Track: Dry - Temp: 46.8C

Started at: 13:10:14
Laps: 20 Min
Starters: 41
Printed at: 15:40

AMENDED LAP TIMES

No	Name	Lap 1	Lap 2	Lap 3	Lap 4	Lap 5	Lap 6	Lap 7	Lap 8	Lap 9	Lap 10	Lap 11	Lap 12
3	Michael JONES (QLD)	2:02.768	1:44.010	1:40.112	1:38.592	6:45.018							
9	Liam COLEBY (VIC)	2:07.295	1:56.744	1:53.918	1:52.102	1:53.040	1:51.138	1:50.440					
11	Andrew KINGS (NSW)	2:00.072	1:42.579	1:42.565	1:43.108	3:54.705	1:50.554	1:42.068	1:42.440				
12	Adam WHITTAKER (QLD)	2:11.925	1:54.012	1:50.167	1:48.842	1:48.762	4:05.120	2:06.261	1:47.627	1:47.529			
13	Richard ELLIS (VIC)	2:06.169	1:49.994	1:47.422	1:45.593	1:45.600	1:44.983	1:45.287	1:44.638	1:46.035			
16	Josh HOOK (NSW)	2:03.869	1:42.964	1:41.683	1:42.042	1:40.929	1:41.208						
17	Samuel LAMBERT (NT)	2:06.472	1:51.642	1:51.587	1:52.444	1:50.221	1:49.916	1:49.437	1:49.215	3:43.969	2:00.433		
19	Will CLARKE (VIC)	2:06.527	1:53.278	1:52.251	1:51.591	1:50.468	1:52.809	1:50.654	1:51.033	1:50.818	1:50.389	1:50.526	
20	Mat BERRY (NSW)	2:10.951	1:50.054	1:46.827	1:48.412	1:46.307	1:47.352	1:48.106					
21	James PATRICK (VIC)	2:09.478	1:49.801	1:50.133	1:49.476	1:49.305	1:48.723	1:49.265	1:50.183	1:50.926			
24	Sophie LOVETT (NSW)	2:07.568	1:52.431	1:51.276	1:51.852	1:52.865	3:17.322	2:02.690	1:48.746	1:51.991			
25	Daniel FALZON (SA)	1:56.907	1:42.610	1:42.091	2:42.561	1:54.843	1:45.031	1:41.009					
26	Sean CONDON (NSW)	2:03.844	1:48.793	1:52.039	1:54.273	1:40.854							
27	Bradley RAYNER (NSW)	2:16.012	1:58.106	2:58.245	1:50.728	1:51.510	1:50.167	2:43.687					
32	James BECK (NSW)	2:06.115	1:47.452	1:43.016	1:45.746	1:44.710	2:36.006	2:05.494					
34	James MUTTON (QLD)	2:09.422	1:49.257	1:48.231	1:46.816	1:44.671	1:44.525	3:11.033	1:44.559	1:44.349	1:44.805	1:46.188	
36	Lisa IRWIN (VIC)	2:06.400	1:48.717	1:47.025	1:46.557	1:45.742	1:46.014	1:45.524	1:46.797	1:45.902			
46	Phillip FOSTER (QLD)	2:09.690	1:51.932	1:49.926	1:50.334	1:49.910	1:48.283						
48	Craig DOYE (VIC)	2:09.121	1:51.739	3:48.465	2:04.094	1:51.661	1:50.728	1:49.854	1:51.237	1:49.429	1:49.107		
51	Zach THACKERAY (NSW)	1:57.200	1:42.937	1:42.198	2:24.207	1:58.347	1:40.856	1:41.757	2:57.632				
55	Brett CHAMBERS (VIC)	2:06.833	1:51.031	1:48.423	1:51.994	1:59.022	1:49.149	1:48.015	1:46.448	1:46.591	1:46.801	1:46.636	
56	Mark WILKINSON (VIC)	1:51.238	1:41.546	1:41.235	1:41.191	3:23.114	1:52.111	1:41.302	1:44.801	1:41.451	2:36.871		
58	Luke BURGESS (QLD)	2:07.304	1:49.807	1:49.992	1:50.234	1:47.962	1:47.919	1:47.277	1:45.489				
64	Timothy McGREGOR (NSW)	1:53.461	1:42.220	1:41.669	3:13.444	2:08.130							
66	Adam RAFFE (VIC)	2:13.553	1:51.843	1:47.193	1:45.787	3:05.430	1:56.456	1:46.081					
67	Brenton HYDE (NSW)	2:14.077	1:52.296	1:50.452	1:49.423	1:48.755	1:49.701	1:48.602	1:49.471	1:47.050	1:48.272	1:47.811	
69	Michael LOCKART (NSW)	2:01.849	1:46.254	1:45.429	1:44.874	2:59.912	1:52.918	1:45.383					
71	Lincoln GILDING (QLD)	2:06.615	1:49.639	1:47.459	1:46.880	1:46.029	1:45.458	1:45.404	1:46.493	1:51.488	1:46.118	1:44.671	1:45.044
74	Philip CZAJ (VIC)	2:02.083	1:54.801	1:52.817	3:34.688	1:57.768	1:49.678	2:42.770	1:54.919	1:47.689			
75	Colin LEWIS (NSW)	2:05.925	1:48.114	1:45.355	1:45.087	1:45.190	1:44.785	1:44.704	1:44.524	1:44.526	1:44.724	1:57.543	1:44.627
76	Scott GAPPS (NSW)	2:14.468	1:53.917	1:50.732	5:04.231	2:01.845	1:47.709	3:07.242	2:04.923				
80	Mark CLARKEN (QLD)	2:16.129	1:56.028	2:14.080	1:52.435	1:51.037	1:50.874	2:33.818	2:02.816	1:49.360			
81	Tom PAYNE (NSW)	2:11.125	1:58.565	1:59.041	1:59.517	1:57.062	1:54.221	3:39.238	2:20.093	1:53.573			
83	Kyle BUCKLEY (QLD)	2:12.819	1:49.315	1:47.407	1:48.352	1:46.261	1:46.040	1:48.474	2:44.295	1:57.957	1:45.582	1:46.223	
87	Anthony BENTALL (QLD)	2:17.334	1:58.725	1:55.824	1:55.226	1:53.562	1:52.621	1:52.822					
88	David HOLMES (NSW)	2:12.754	2:00.023	1:58.378	1:57.511	1:56.394	1:54.112	1:55.823	1:56.426	1:54.350	1:54.881		
91	Greg WATSON (NSW)	2:08.550	1:52.266	1:52.335	1:52.091	1:51.403	1:50.908	1:50.665	1:51.180	1:52.249			
93	Adrian DI GIANDOMENICO (VIC)	2:02.086	1:44.459	1:42.887	1:41.918	1:41.687	1:41.618	1:41.565	1:44.682				

Chief Time Keeper - Scott Laing

Clerk of Course - Peter Smith



Computime Race Timing Systems Pty Ltd © 1996-2008
Licensed to Computime Race Timing Systems


www.computime.com.au

COMPUTIME RACE TIMING SYSTEMS PTY LTD

9 Timber Lane, Glen Waverley, Vic 3150. Ph : 0418 17 13 17

E-mail : scott@computime.com.au





February 25 - 27, 2011 Phillip Island, Australia

SUPPORT CLASS RESULTS

LINFOX AUSTRALIAN SUPERSTOCK 600 C & D CHALLENGE



Qualifying 1

Date: 25/02/11
Event: Q03
Weather: Partly cloudy - Temp: 19.8C
Track: Dry - Temp: 46.8C

Started at: 13:10:14
Laps: 20 Min
Starters: 41
Printed at: 15:40

AMENDED LAP TIMES

No	Name	Lap 1	Lap 2	Lap 3	Lap 4	Lap 5	Lap 6	Lap 7	Lap 8	Lap 9	Lap 10	Lap 11	Lap 12
94	Liam WILKINSON (SA)	2:02.408	1:47.350	1:45.480	1:45.101	1:44.555							
96	David DRANE (NSW)	2:06.588	2:00.675	2:03.279	1:51.008	4:03.419	2:15.162	1:54.861	1:51.446	1:50.869			
98	Mark McHENRY (VIC)	2:09.697	1:49.475	1:49.050	1:48.094	1:47.100	1:47.236	1:46.619	1:47.750	1:48.076			

*** Nos. 36 (Lisa IRWIN), 91 (Greg WATSON), & 75 (Colin LEWIS) excluded from session results for use of unmarked tyres ***

*** Indicative qualifying time - 1:53.381 (Maximum grid of 40) ***

The results are provisional until the end of the time limit for protests and appeals.

Chief Time Keeper - Scott Laing

Clerk of Course - Peter Smith



Computime Race Timing Systems Pty Ltd © 1996-2008
Licensed to Computime Race Timing Systems

www.computime.com.au

COMPUTIME RACE TIMING SYSTEMS PTY LTD

9 Timber Lane, Glen Waverley, Vic 3150. Ph : 0418 17 13 17

E-mail : scott@computime.com.au





February 25 - 27, 2011 Phillip Island, Australia

SUPPORT CLASS RESULTS

LINFOX AUSTRALIAN SUPERSTOCK 600 C & D CHALLENGE



Qualifying 1

Date: 25/02/11
Event: Q03
Weather: Partly cloudy - Temp: 19.8C
Track: Dry - Temp: 46.8C

Started at: 13:10:14
Laps: 20 Min
Starters: 41
Printed at: 15:40

AMENDED SPLIT TIMES

Lap	Split 1	Split 2	Split 3	Lap Time	Lap	Split 1	Split 2	Split 3	Lap Time
3 Michael JONES (QLD) (1st)					56 Mark WILKINSON (VIC) (6th)				
1	48.864	45.608	28.296	2:02.768	1	42.217	41.679	27.342	1:51.238
2	34.994	41.424	27.592	1:44.010	2	34.158	40.299	27.089	1:41.546
3	33.699	39.450	26.963	1:40.112	3	33.916	40.275	27.044	1:41.235
4	<u>32.936</u>	<u>39.112</u>	<u>26.544</u>	<u>1:38.592</u>	4	33.830	<u>40.270</u>	27.091	<u>1:41.191</u>
5	39.751	49.475	5:15.792	6:45.018	5	34.885	44.384	2:03.845	3:23.114
9 Liam COLEBY (VIC) (34th)					6	43.300	41.385	27.426	1:52.111
1	47.530	48.876	30.889	2:07.295	7	33.789	40.548	<u>26.965</u>	1:41.302
2	38.423	47.141	31.180	1:56.744	8	<u>33.578</u>	43.986	27.237	1:44.801
3	37.721	45.570	30.627	1:53.918	9	33.691	40.626	27.134	1:41.451
4	37.793	44.703	29.606	1:52.102	10	33.797	40.738	1:22.336	2:36.871
5	37.829	45.386	29.825	1:53.040	58 Luke BURGESS (QLD) (16th)				
6	37.910	<u>43.941</u>	29.287	1:51.138	1	51.415	46.224	29.665	2:07.304
7	<u>36.964</u>	44.420	<u>29.056</u>	<u>1:50.440</u>	2	37.602	43.738	28.467	1:49.807
11 Andrew KINGS (NSW) (9th)					3	36.740	44.161	29.091	1:49.992
1	48.572	43.696	27.804	2:00.072	4	37.292	44.456	28.486	1:50.234
2	34.495	40.637	27.447	1:42.579	5	36.372	43.442	28.148	1:47.962
3	34.224	40.756	27.585	1:42.565	6	36.756	43.198	27.965	1:47.919
4	33.970	41.769	<u>27.369</u>	1:43.108	7	36.163	42.946	28.168	1:47.277
5	34.189	41.236	2:39.280	3:54.705	8	<u>35.759</u>	<u>41.910</u>	<u>27.820</u>	<u>1:45.489</u>
6	42.171	40.971	27.412	1:50.554	64 Timothy McGREGOR (NSW) (8th)				
7	<u>33.880</u>	<u>40.137</u>	28.051	<u>1:42.068</u>	1	43.374	42.163	27.924	1:53.461
8	34.260	40.706	27.474	1:42.440	2	34.243	40.723	<u>27.254</u>	1:42.220
12 Adam WHITTAKER (QLD) (23th)					3	<u>33.905</u>	<u>40.358</u>	27.406	<u>1:41.669</u>
1	50.469	49.308	32.148	2:11.925	4	40.497	48.193	1:44.754	3:13.444
2	38.764	45.099	30.149	1:54.012	5	55.477	44.954	27.699	2:08.130
3	36.762	43.822	29.583	1:50.167	66 Adam RAFFE (VIC) (18th)				
4	36.329	43.180	29.333	1:48.842	1	53.429	49.151	30.973	2:13.553
5	36.582	42.821	29.359	1:48.762	2	37.449	44.678	29.716	1:51.843
6	36.446	3:28.674		4:05.120	3	36.465	42.314	<u>28.414</u>	1:47.193
7	52.166	44.477	29.618	2:06.261	4	35.084	42.011	28.692	<u>1:45.787</u>
8	36.190	<u>42.550</u>	<u>28.887</u>	1:47.627	5	36.869	<u>41.835</u>	1:46.726	3:05.430
9	<u>35.627</u>	42.674	29.228	<u>1:47.529</u>	6	44.141	43.758	28.557	1:56.456
					7	<u>34.954</u>	42.247	28.880	1:46.081

Scott Laing
Chief Time Keeper - Scott Laing

Peter Smith
Clerk of Course - Peter Smith

Computime Race Timing Systems Pty Ltd © 1996-2008
Licensed to Computime Race Timing Systems


www.computime.com.au

COMPUTIME RACE TIMING SYSTEMS PTY LTD

9 Timber Lane, Glen Waverley, Vic 3150. Ph : 0418 17 13 17

E-mail : scott@computime.com.au





February 25 - 27, 2011 Phillip Island, Australia

SUPPORT CLASS RESULTS

LINFOX AUSTRALIAN SUPERSTOCK 600 C & D CHALLENGE



Qualifying 1

Date: 25/02/11
Event: Q03
Weather: Partly cloudy - Temp: 19.8C
Track: Dry - Temp: 46.8C

Started at: 13:10:14
Laps: 20 Min
Starters: 41
Printed at: 15:40

AMENDED SPLIT TIMES

Lap	Split 1	Split 2	Split 3	Lap Time	Lap	Split 1	Split 2	Split 3	Lap Time
13 Richard ELLIS (VIC) (13th)					67 Brenton HYDE (NSW) (22th)				
1	49.927	46.290	29.952	2:06.169	1	51.840	51.170	31.067	2:14.077
2	36.013	44.702	29.279	1:49.994	2	37.714	45.323	29.259	1:52.296
3	36.280	43.144	27.998	1:47.422	3	36.812	44.778	28.862	1:50.452
4	34.893	42.400	28.300	1:45.593	4	36.361	44.400	28.662	1:49.423
5	35.049	42.243	28.308	1:45.600	5	36.298	44.002	28.455	1:48.755
6	34.985	41.937	28.061	1:44.983	6	36.341	44.768	28.592	1:49.701
7	34.921	42.070	28.296	1:45.287	7	36.120	43.609	28.873	1:48.602
8	34.658	41.904	28.076	1:44.638	8	37.079	44.019	28.373	1:49.471
9	35.090	42.913	28.032	1:46.035	9	35.855	42.929	28.266	1:47.050
16 Josh HOOK (NSW) (4th)					10	36.143	43.650	28.479	1:48.272
1	50.583	44.604	28.682	2:03.869	11	36.111	43.344	28.356	1:47.811
2	34.716	40.801	27.447	1:42.964	69 Michael LOCKART (NSW) (15th)				
3	34.183	40.388	27.112	1:41.683	1	46.895	46.011	28.943	2:01.849
4	34.025	40.611	27.406	1:42.042	2	35.457	42.596	28.201	1:46.254
5	33.797	40.097	27.035	1:40.929	3	35.120	42.061	28.248	1:45.429
6	33.951	40.229	27.028	1:41.208	4	35.204	41.876	27.794	1:44.874
17 Samuel LAMBERT (NT) (30th)					5	35.243	2:24.669		2:59.912
1	48.096	47.369	31.007	2:06.472	6	42.309	42.481	28.128	1:52.918
2	37.282	44.635	29.725	1:51.642	7	35.177	42.458	27.748	1:45.383
3	37.448	44.655	29.484	1:51.587	71 Lincoln GILDING (QLD) (14th)				
4	37.485	45.400	29.559	1:52.444	1	50.522	46.728	29.365	2:06.615
5	36.700	44.238	29.283	1:50.221	2	36.562	43.911	29.166	1:49.639
6	36.562	44.095	29.259	1:49.916	3	36.037	43.084	28.338	1:47.459
7	36.099	44.169	29.169	1:49.437	4	35.873	42.836	28.171	1:46.880
8	36.207	44.037	28.971	1:49.215	5	35.475	42.124	28.430	1:46.029
9	36.611	45.107	2:22.251	3:43.969	6	35.514	41.977	27.967	1:45.458
10	46.546	44.142	29.745	2:00.433	7	35.541	42.062	27.801	1:45.404
19 Will CLARKE (VIC) (33th)					8	35.034	42.489	28.970	1:46.493
1	46.864	48.930	30.733	2:06.527	9	35.323	42.864	33.301	1:51.488
2	38.283	45.359	29.636	1:53.278	10	35.995	42.006	28.117	1:46.118
3	37.923	44.942	29.386	1:52.251	11	34.999	41.625	28.047	1:44.671
4	37.427	44.732	29.432	1:51.591	12				1:45.044
5	37.165	44.267	29.036	1:50.468					

Scott Laing
Chief Time Keeper - Scott Laing

Peter Smith
Clerk of Course - Peter Smith




Computime Race Timing Systems Pty Ltd © 1996-2008
Licensed to Computime Race Timing Systems

www.computime.com.au

COMPUTIME RACE TIMING SYSTEMS PTY LTD
9 Timber Lane, Glen Waverley, Vic 3150. Ph : 0418 17 13 17
E-mail : scott@computime.com.au





February 25 - 27, 2011 Phillip Island, Australia

SUPPORT CLASS RESULTS

LINFOX AUSTRALIAN SUPERSTOCK 600 C & D CHALLENGE



Qualifying 1

Date: 25/02/11
Event: Q03
Weather: Partly cloudy - Temp: 19.8C
Track: Dry - Temp: 46.8C

Started at: 13:10:14
Laps: 20 Min
Starters: 41
Printed at: 15:40

AMENDED SPLIT TIMES

Lap	Split 1	Split 2	Split 3	Lap Time	Lap	Split 1	Split 2	Split 3	Lap Time
6	37.412	45.595	29.802	1:52.809	74 Philip CZAJ (VIC) (24th)				
7	37.341	44.240	29.073	1:50.654	1	45.313	46.326	30.444	2:02.083
8	37.385	44.370	29.278	1:51.033	2	37.019	45.466	32.316	1:54.801
9	37.343	44.645	28.830	1:50.818	3	38.340	45.151	29.326	1:52.817
10	36.869	44.289	29.231	1:50.389	4	36.495	44.402	2:13.791	3:34.688
11	37.227	44.137	29.162	1:50.526	5	44.050	44.800	28.918	1:57.768
20 Mat BERRY (NSW) (19th)					6	36.458	44.599	28.621	1:49.678
1	51.851	48.683	30.417	2:10.951	7	36.260	43.938	1:22.572	2:42.770
2	36.791	44.880	28.383	1:50.054	8	42.717	43.708	28.494	1:54.919
3	35.984	42.899	27.944	1:46.827	9	36.319	42.976	28.394	1:47.689
4	36.234	43.333	28.845	1:48.412	75 Colin LEWIS (NSW) (IGN)				
5	36.091	41.634	28.582	1:46.307	1	50.445	45.697	29.783	2:05.925
6	36.377	42.345	28.630	1:47.352	2	36.486	43.066	28.562	1:48.114
7	36.051	43.633	28.422	1:48.106	3	36.030	41.592	27.733	1:45.355
21 James PATRICK (VIC) (27th)					4	35.307	41.735	28.045	1:45.087
1	50.885	48.511	30.082	2:09.478	5	35.378	41.770	28.042	1:45.190
2	36.800	43.887	29.114	1:49.801	6	35.345	41.582	27.858	1:44.785
3	36.709	44.052	29.372	1:50.133	7	35.188	41.370	28.146	1:44.704
4	36.783	43.621	29.072	1:49.476	8	35.354	41.600	27.570	1:44.524
5	36.945	43.418	28.942	1:49.305	9	35.369	41.400	27.757	1:44.526
6	36.458	43.575	28.690	1:48.723	10	35.247	41.435	28.042	1:44.724
7	36.626	43.894	28.745	1:49.265	11	43.243	45.966	28.334	1:57.543
8	36.793	44.335	29.055	1:50.183	12	35.428	41.424	27.775	1:44.627
9	36.976	44.281	29.669	1:50.926	76 Scott GAPPS (NSW) (25th)				
24 Sophie LOVETT (NSW) (28th)					1	51.470	51.610	31.388	2:14.468
1	49.311	47.533	30.724	2:07.568	2	37.869	46.293	29.755	1:53.917
2	38.148	44.373	29.910	1:52.431	3	36.629	44.697	29.406	1:50.732
3	37.355	44.396	29.525	1:51.276	4	36.613	45.524	3:42.094	5:04.231
4	36.963	45.043	29.846	1:51.852	5	47.415	45.350	29.080	2:01.845
5	37.821	44.915	30.129	1:52.865	6	35.783	42.943	28.983	1:47.709
6	38.494	45.641	1:53.187	3:17.322	7	35.710	44.327	1:47.205	3:07.242
7	46.805	45.556	30.329	2:02.690	8	51.241	44.408	29.274	2:04.923
8	36.378	43.722	28.646	1:48.746	80 Mark CLARKEN (QLD) (31th)				
9	37.547	45.138	29.306	1:51.991	1	47.565	54.746	33.818	2:16.129

Scott Laing
Chief Time Keeper - Scott Laing

Peter Smith
Clerk of Course - Peter Smith



Computime Race Timing Systems Pty Ltd © 1996-2008
Licensed to Computime Race Timing Systems


www.computime.com.au

COMPUTIME RACE TIMING SYSTEMS PTY LTD

9 Timber Lane, Glen Waverley, Vic 3150. Ph : 0418 17 13 17

E-mail : scott@computime.com.au





February 25 - 27, 2011 Phillip Island, Australia

SUPPORT CLASS RESULTS

LINFOX AUSTRALIAN SUPERSTOCK 600 C & D CHALLENGE



Qualifying 1

Date: 25/02/11
Event: Q03
Weather: Partly cloudy - Temp: 19.8C
Track: Dry - Temp: 46.8C

Started at: 13:10:14
Laps: 20 Min
Starters: 41
Printed at: 15:40

AMENDED SPLIT TIMES

Lap	Split 1	Split 2	Split 3	Lap Time	Lap	Split 1	Split 2	Split 3	Lap Time
25 Daniel FALZON (SA) (5th)					2	39.111	46.345	30.572	1:56.028
1	45.174	43.781	27.952	1:56.907	3	37.902	1:06.237	29.941	2:14.080
2	34.857	40.705	<u>27.048</u>	1:42.610	4	37.582	45.114	29.739	1:52.435
3	33.857	40.352	27.882	1:42.091	5	37.292	44.475	29.270	1:51.037
4	33.901	41.031	1:27.629	2:42.561	6	37.531	44.135	29.208	1:50.874
5	42.953	44.292	27.598	1:54.843	7	38.302	45.289	1:10.227	2:33.818
6	35.238	42.545	27.248	1:45.031	8	47.891	45.313	29.612	2:02.816
7	<u>33.499</u>	<u>40.321</u>	27.189	<u>1:41.009</u>	9	<u>36.682</u>	<u>43.828</u>	<u>28.850</u>	<u>1:49.360</u>
26 Sean CONDON (NSW) (2nd)					81 Tom PAYNE (NSW) (37th)				
1	47.757	46.036	30.051	2:03.844	1	51.181	48.445	31.499	2:11.125
2	35.914	45.033	27.846	1:48.793	2	39.435	47.296	31.834	1:58.565
3	36.313	47.794	27.932	1:52.039	3	39.128	47.351	32.562	1:59.041
4	39.862	45.947	28.464	1:54.273	4	38.852	47.256	33.409	1:59.517
5	<u>33.608</u>	<u>39.650</u>	<u>27.596</u>	<u>1:40.854</u>	5	39.251	47.379	30.432	1:57.062
27 Bradley RAYNER (NSW) (32th)					6	38.562	45.602	<u>30.057</u>	1:54.221
1	50.246	52.854	32.912	2:16.012	7	38.027	53.753	2:07.458	3:39.238
2	39.991	47.450	30.665	1:58.106	8	56.133	53.096	30.864	2:20.093
3	37.215	1:51.425	29.605	2:58.245	9	<u>37.785</u>	<u>45.087</u>	30.701	<u>1:53.573</u>
4	36.951	<u>44.756</u>	29.021	1:50.728	83 Kyle BUCKLEY (QLD) (17th)				
5	36.980	45.553	28.977	1:51.510	1	51.714	50.574	30.531	2:12.819
6	<u>36.507</u>	44.907	<u>28.753</u>	<u>1:50.167</u>	2	36.273	44.073	28.969	1:49.315
7	36.797	55.747	1:11.143	2:43.687	3	35.526	43.402	28.479	1:47.407
32 James BECK (NSW) (10th)					4	35.523	44.521	28.308	1:48.352
1	49.069	47.480	29.566	2:06.115	5	34.994	42.949	28.318	1:46.261
2	36.084	43.050	28.318	1:47.452	6	35.121	42.860	<u>28.059</u>	1:46.040
3	34.602	40.859	<u>27.555</u>	<u>1:43.016</u>	7	35.897	44.059	28.518	1:48.474
4	34.262	43.040	28.444	1:45.746	8	35.396	42.717	1:26.182	2:44.295
5	34.441	42.440	27.829	1:44.710	9	43.619	45.827	28.511	1:57.957
6	<u>34.057</u>	<u>40.518</u>	1:21.431	2:36.006	10	<u>34.841</u>	<u>42.409</u>	28.332	<u>1:45.582</u>
7	49.277	47.859	28.358	2:05.494	11	35.265	42.546	28.412	1:46.223
34 James MUTTON (QLD) (11th)					87 Anthony BENTALL (QLD) (36th)				
1	48.245	47.291	33.886	2:09.422	1	52.706	51.238	33.390	2:17.334
					2	40.215	47.211	31.299	1:58.725
					3	38.661	46.375	30.788	1:55.824


Scott Laing
Chief Time Keeper - Scott Laing

Peter Smith
Clerk of Course - Peter Smith



Computime Race Timing Systems Pty Ltd © 1996-2008
Licensed to Computime Race Timing Systems
www.computime.com.au
COMPUTIME RACE TIMING SYSTEMS PTY LTD
9 Timber Lane, Glen Waverley, Vic 3150. Ph : 0418 17 13 17
E-mail : scott@computime.com.au





February 25 - 27, 2011 Phillip Island, Australia

SUPPORT CLASS RESULTS

LINFOX AUSTRALIAN SUPERSTOCK 600 C & D CHALLENGE



Qualifying 1

Date: 25/02/11
Event: Q03
Weather: Partly cloudy - Temp: 19.8C
Track: Dry - Temp: 46.8C

Started at: 13:10:14
Laps: 20 Min
Starters: 41
Printed at: 15:40

AMENDED SPLIT TIMES

Lap	Split 1	Split 2	Split 3	Lap Time	Lap	Split 1	Split 2	Split 3	Lap Time
2	36.908	43.585	28.764	1:49.257	4	38.395	46.453	30.378	1:55.226
3	35.838	43.976	28.417	1:48.231	5	38.029	45.429	30.104	1:53.562
4	35.298	43.138	28.380	1:46.816	6	37.835	44.999	29.787	1:52.621
5	35.181	41.480	28.010	1:44.671	7	37.865	45.185	29.772	1:52.822
6	35.028	41.653	27.844	1:44.525	88 David HOLMES (NSW) (38th)				
7	34.978	2:07.666	28.389	3:11.033	1	50.970	49.832	31.952	2:12.754
8	34.972	41.521	28.066	1:44.559	2	40.793	47.654	31.576	2:00.023
9	34.811	41.406	28.132	1:44.349	3	39.738	47.476	31.164	1:58.378
10	34.854	41.631	28.320	1:44.805	4	39.419	46.631	31.461	1:57.511
11	35.195	42.671	28.322	1:46.188	5	38.443	47.004	30.947	1:56.394
36 Lisa IRWIN (VIC) (IGN)					6	38.644	45.258	30.210	1:54.112
1	47.914	48.307	30.179	2:06.400	7	38.052	47.227	30.544	1:55.823
2	36.771	43.567	28.379	1:48.717	8	39.523	46.379	30.524	1:56.426
3	36.061	42.810	28.154	1:47.025	9	38.892	45.098	30.360	1:54.350
4	35.594	42.592	28.371	1:46.557	10	38.356	45.503	31.022	1:54.881
5	35.475	42.324	27.943	1:45.742	91 Greg WATSON (NSW) (IGN)				
6	35.406	42.303	28.305	1:46.014	1	49.734	48.551	30.265	2:08.550
7	35.426	42.200	27.898	1:45.524	2	37.090	45.383	29.793	1:52.266
8	35.203	42.710	28.884	1:46.797	3	37.064	45.418	29.853	1:52.335
9	35.968	41.741	28.193	1:45.902	4	36.840	45.571	29.680	1:52.091
46 Phillip FOSTER (QLD) (26th)					5	36.787	44.985	29.631	1:51.403
1	48.963	49.659	31.068	2:09.690	6	36.835	44.885	29.188	1:50.908
2	37.123	45.322	29.487	1:51.932	7	36.699	44.517	29.447	1:50.663
3	36.573	44.123	29.230	1:49.926	8	36.891	44.975	29.314	1:51.180
4	36.585	44.673	29.076	1:50.334	9	37.278	45.352	29.619	1:52.249
5	35.965	44.617	29.328	1:49.910	93 Adrian DI GIANDOMENICO (VIC) (7th)				
6	35.796	43.541	28.946	1:48.283	1	47.700	45.139	29.247	2:02.086
48 Craig DOYE (VIC) (29th)					2	35.194	41.253	28.012	1:44.459
1	51.518	47.476	30.127	2:09.121	3	34.715	40.792	27.380	1:42.887
2	38.276	44.302	29.161	1:51.739	4	34.041	40.487	27.390	1:41.918
3	38.645	44.685	2:25.135	3:48.465	5	33.982	40.163	27.542	1:41.687
4	48.331	46.010	29.753	2:04.094	6	33.820	40.522	27.276	1:41.618
5	37.661	44.293	29.707	1:51.661	7	33.715	40.466	27.384	1:41.565
6	37.447	44.061	29.220	1:50.728	8	34.878	41.930	27.874	1:44.682

Scott Laing
Chief Time Keeper - Scott Laing

Peter Smith
Clerk of Course - Peter Smith



Computime Race Timing Systems Pty Ltd © 1996-2008
Licensed to Computime Race Timing Systems


www.computime.com.au

COMPUTIME RACE TIMING SYSTEMS PTY LTD

9 Timber Lane, Glen Waverley, Vic 3150. Ph : 0418 17 13 17

E-mail : scott@computime.com.au





February 25 - 27, 2011 Phillip Island, Australia

SUPPORT CLASS RESULTS

LINFOX AUSTRALIAN SUPERSTOCK 600 C & D CHALLENGE



Qualifying 1

Date: 25/02/11
Event: Q03
Weather: Partly cloudy - Temp: 19.8C
Track: Dry - Temp: 46.8C

Started at: 13:10:14
Laps: 20 Min
Starters: 41
Printed at: 15:40

AMENDED SPLIT TIMES

Lap	Split 1	Split 2	Split 3	Lap Time	Lap	Split 1	Split 2	Split 3	Lap Time
7	36.919	43.604	29.331	1:49.854					
8	36.923	44.508	29.806	1:51.237					
9	36.999	43.644	28.786	1:49.429					
10	37.580	43.106	28.421	1:49.107					
51 Zach THACKERAY (NSW) (3rd)					94 Liam WILKINSON (SA) (12th)				
1	45.648	43.169	28.383	1:57.200	1	45.942	46.426	30.040	2:02.408
2	34.659	40.879	27.399	1:42.937	2	35.738	42.964	28.648	1:47.350
3	33.810	40.353	28.035	1:42.198	3	35.407	41.777	28.296	1:45.480
4	33.801	1:50.406		2:24.207	4	35.140	41.968	27.993	1:45.101
5	44.330	46.374	27.643	1:58.347	5	34.849	41.662	28.044	1:44.555
6	33.698	40.089	27.069	1:40.856	96 David DRANE (NSW) (35th)				
7	33.442	40.758	27.557	1:41.757	1	48.445	47.600	30.543	2:06.588
8	34.554	45.875	1:37.203	2:57.632	2	38.955	51.063	30.657	2:00.675
55 Brett CHAMBERS (VIC) (20th)					3	38.248	55.234	29.797	2:03.279
1	46.082	49.661	31.090	2:06.833	4	37.784	43.908	29.316	1:51.008
2	37.569	43.738	29.724	1:51.031	5	40.261	46.576	2:36.582	4:03.419
3	36.917	42.704	28.802	1:48.423	6	57.167	47.535	30.460	2:15.162
4	36.548	44.829	30.617	1:51.994	7	37.961	46.820	30.080	1:54.861
5	38.831	51.137	29.054	1:59.022	8	38.707	43.664	29.075	1:51.446
6	37.046	43.346	28.757	1:49.149	9	37.841	43.895	29.133	1:50.869
7	35.877	43.591	28.547	1:48.015	98 Mark McHENRY (VIC) (21th)				
8	35.912	41.940	28.596	1:46.448	1	50.688	48.187	30.822	2:09.697
9	35.628	42.503	28.460	1:46.591	2	36.869	43.631	28.975	1:49.475
10	35.836	42.566	28.399	1:46.801	3	36.634	43.264	29.152	1:49.050
11	36.285	41.976	28.375	1:46.636	4	35.783	42.806	29.505	1:48.094
					5	35.954	42.501	28.645	1:47.100
					6	36.060	42.453	28.723	1:47.236
					7	35.595	42.466	28.558	1:46.619
					8	35.924	43.179	28.647	1:47.750
					9	36.107	42.611	29.358	1:48.076

*** Nos. 36 (Lisa IRWIN), 91 (Greg WATSON), & 75 (Colin LEWIS) excluded from session results for use of unmarked tyres ***

*** Indicative qualifying time - 1:53.381 (Maximum grid of 40) ***

The results are provisional until the end of the time limit for protests and appeals.

Chief Time Keeper - Scott Laing

Clerk of Course - Peter Smith



Computime Race Timing Systems Pty Ltd © 1996-2008
Licensed to Computime Race Timing Systems

www.computime.com.au

COMPUTIME RACE TIMING SYSTEMS PTY LTD

9 Timber Lane, Glen Waverley, Vic 3150. Ph : 0418 17 13 17

E-mail : scott@computime.com.au





February 25 - 27, 2011 Phillip Island, Australia

SUPPORT CLASS RESULTS

LINFOX AUSTRALIAN SUPERSTOCK 600 C & D CHALLENGE



Qualifying 1

Date: 25/02/11
Event: Q03
Weather: Partly cloudy - Temp: 19.8C
Track: Dry - Temp: 46.8C

Started at: 13:10:14
Laps: 20 Min
Starters: 41
Printed at: 15:40

AMENDED FASTEST LAPS SEQUENCE

Race Time	No	Name	Machine	Fastest Lap	On Lap
1:52.504	56	Mark WILKINSON (VIC)	Kawasaki ZX6	1:51.238	1
3:34.050	56	Mark WILKINSON (VIC)	Kawasaki ZX6	1:41.546	2
5:15.285	56	Mark WILKINSON (VIC)	Kawasaki ZX6	1:41.235	3
5:43.871	3	Michael JONES (QLD)	Yamaha YZF-R6	1:40.112	3
7:22.463	3	Michael JONES (QLD)	Yamaha YZF-R6	1:38.592	4

*** Nos. 36 (Lisa IRWIN), 91 (Greg WATSON), & 75 (Colin LEWIS) excluded from session results for use of unmarked tyres ***

*** Indicative qualifying time - 1:53.381 (Maximum grid of 40) ***

The results are provisional until the end of the time limit for protests and appeals.

Chief Time Keeper - Scott Laing

Clerk of Course - Peter Smith



Computime Race Timing Systems Pty Ltd © 1996-2008
Licensed to Computime Race Timing Systems

www.computime.com.au

COMPUTIME RACE TIMING SYSTEMS PTY LTD

9 Timber Lane, Glen Waverley, Vic 3150. Ph : 0418 17 13 17

E-mail : scott@computime.com.au

